

TUNBRIDGE WELLS MOTOR CLUB




EVENING AUTOTEST 9/05/2017

Permit Nos. 101614/101616

Driver	Class	1	2	3	4	5	6	TOTAL	Class
C Lower	A	27.88	27.22	27.75	60.09	30.58	30.61	167.55	1
		26.84	25.99	23.87	33.87	28.47	28.51		
J Massey	A	37.90	30.80	29.06	45.90	47.49	34.10	205.65	4
		40.93	33.33	27.15	35.44	42.21	32.15		
R Haslem	A	37.60	55.11	53.80	45.90	51.55	34.18	210.66	6
		33.53	29.69	36.26	37.72	39.28	36.14		
K Lower	A	28.13	27.61	27.75	32.07	29.65	28.78	162.61	FTD
		26.75	25.11	23.80	30.59	27.58	29.18		
A Pettit	A	43.84	31.96	44.04	40.93	39.07	39.18	221.56	7
		43.16	29.77	33.36	37.02	39.91	42.73		
S Ernstzen	A	57.54	30.78	33.92	40.60	38.99	58.51	238.75	8
		36.53	31.98	33.34	60.09	57.58	58.51		
A Peters	A	32.60	28.41	27.80	33.59	32.34	31.02	178.84	2
		30.97	26.68	26.29	32.44	31.44	39.76		
P Hebden	A	30.41	28.36	30.87	34.94	32.28	35.24	191.68	3
		31.25	29.86	30.90	42.12	31.86	41.34		
K Charnley	A	34.78	31.05	37.37	38.50	33.38	41.86	207.38	5
		33.08	30.62	34.23	38.47	32.48	38.50		
A Steadman	B	29.97	56.20	26.89	32.53	29.81	58.31	163.17	1
		27.09	26.20	24.02	30.93	26.62	28.31		
L Covey	B	29.65	27.03	28.50	38.00	30.85	31.28	177.75	2
		29.29	28.77	28.48	32.91	29.43	30.61		
M Weeks	B							0.00	RTD
C McGurk	B	35.66	34.78	29.58	38.22	39.06	34.64	206.07	3
		1000.00	1000.00	1000.00	1000.00	33.19	1000.00		
S McGurk	B	36.57	41.26	54.02	41.53	41.45	49.86	237.97	4
		39.75	39.47	34.04	39.03	39.00	1000.00		
Ella Champion	C	36.37	56.09	37.76	43.37	39.62	39.64	230.78	12
		37.40	36.49	35.29	1000.00	58.08	53.93		
R Olsen	C	30.16	28.74	28.92	34.31	31.52	34.50	176.28	3
		30.06	26.60	26.01	33.22	30.10	30.29		
E Olsen	C	32.63	29.93	30.89	34.75	35.08	33.56	183.23	7
		29.60	29.06	28.14	33.84	31.53	31.06		
S Canacott	C	35.63	33.30	29.61	40.53	36.21	35.53	210.81	11
		1000.00	1000.00	1000.00	1000.00	1000.00	1000.00		
R Measures	C	33.78	31.66	28.18	38.34	33.18	34.40	199.54	10
		1000.00	1000.00	1000.00	1000.00	1000.00	1000.00		
P Sales	C	34.57	29.71	30.34	38.13	34.22	36.21	187.06	8
		31.31	28.37	28.26	35.75	30.50	32.87		
N Sales	C	38.53	34.47	32.20	40.75	37.37	37.48	187.80	9
		31.60	28.77	27.72	36.81	31.25	31.65		
C Judge	C	54.53	26.60	27.53	32.50	29.69	29.65	173.16	2
		30.63	26.59	26.72	32.00	28.69	28.53		
J Pullar	C	31.53	29.60	28.23	35.28	31.13	34.24	180.75	5
		28.46	27.90	27.54	33.50	29.84	33.51		
B Sharpe	C	29.93	27.73	27.21	33.72	29.55	31.59	170.81	1
		27.78	26.09	26.18	31.96	28.08	30.72		
R Sharpe	C	29.93	56.09	27.34	34.13	31.31	33.51	178.50	4
		29.06	26.89	26.50	33.12	32.28	31.62		
Issabella Carraher	C							0.00	DNS

Sheet1

D Welch	C	32.34	28.34	29.06	36.06	31.80	32.45	181.80	6
		29.44	27.78	27.62	34.94	30.16	31.86		
J Aylward	D	37.10	56.99	31.76	40.88	43.45	34.09	216.59	3
		40.66	35.06	28.43	39.57	47.32	32.98		
B Lower	D	44.47	30.63	28.23	33.47	30.72	31.32	180.00	1
		29.31	28.94	27.01	33.06	30.36	31.39		
C Penfold	D	35.75	26.99	28.12	36.69	30.88	31.68	184.77	2
		32.90	27.48	26.89	35.94	31.18	31.17		
Chloe Penfold	D	39.22	35.71	32.56	48.88	33.65	37.14	221.45	4
		57.63	34.88	33.93	44.00	49.36	38.17		
M Thompson	D							0.00	
A Thompson	D							0.00	
A Scott	E	31.94	30.15	28.42	35.75	30.69	31.12	185.84	1
		32.13	29.61	28.59	34.06	32.15	32.64		
P Redman	E	36.82	33.67	30.42	39.22	35.97	44.65	199.10	2
		35.09	30.69	30.14	37.53	32.17	33.48		

-  is wrong route, quickest in class plus 30 secs.
-  is one penalty, plus 10 sec.
-  is test not started

Norman & Sue Redhead thank you all and look forward to seeing you all on Tuesday 13th June.