




## TUNBRIDGE WELLS MOTOR CLUB

EVENING AUTOTEST 19/06/18

Permit Nos. 107280/107281

Driver	Class	1	2	3	4	5	6	TOTAL	Class
Paul Hebden	1	28.63	37.50	46.69	29.87	29.32	25.13	<b>175.01</b>	2
		30.18	37.82	24.56	38.03	34.44	35.30		
Kim Chamley	1	35.09	37.84	27.19	30.84	40.19	28.06	<b>189.43</b>	4
		37.66	63.56	27.53	32.57	30.41	28.41		
Sterling Ernstzen	1	27.21	44.78	26.31	40.88	55.56	26.69	<b>199.78</b>	5
		27.82	35.34	26.07	29.82	55.56	25.78		
Lloyd Covey	1	27.40	40.84	23.22	29.88	25.56	32.19	<b>162.11</b>	FTD
		28.22	33.56	27.06	29.31	25.72	23.06		
John Massey	1	42.22	38.41	27.34	57.91	27.16	23.62	<b>175.69</b>	3
		31.97	35.60	26.12	31.22	33.87	24.15		
Alex Peters	1	28.60	36.91	24.22	30.41	26.47	24.25	<b>167.64</b>	1
		28.78	36.19	24.54	27.91	27.22	24.60		
Emma Olson	2	32.31	58.25	36.15	55.65	28.59	28.47	<b>197.74</b>	2
		35.87	46.94	28.53	32.90	30.40	29.62		
Richard Olsen	2	33.56	46.65	29.41	37.97	36.94	31.53	<b>207.56</b>	3
		34.37	44.97	29.25	34.35	33.90	31.68		
Chris Penfold	2	33.69	51.56	30.90	31.25	31.13	29.43	<b>185.10</b>	1
		30.41	41.81	25.75	33.88	29.63	26.25		
Chloe Penfold	2	34.16	43.63	45.37	35.66	30.62	45.09	<b>208.88</b>	4
		55.06	43.22	30.00	33.53	29.53	38.44		
Ella Champion	3	32.10	66.16	31.12	35.69	39.94	55.53	<b>198.96</b>	3
		38.84	40.12	31.85	43.66	32.31	27.62		
David Weeks	3	32.47	66.16	31.34	42.07	30.57	49.50	<b>200.60</b>	4
		29.60	45.31	25.09	43.75	30.03	28.50		
Emily Knight	3	30.21	36.16	31.93	37.16	28.81	49.75	<b>184.75</b>	2
		28.27	39.03	28.03	30.35	28.44	33.50		
Matt Weeks	3	34.56	42.06	27.31	33.50	31.87	25.62	<b>173.93</b>	1
		39.88	39.78	27.78	32.88	31.81	27.47		
Duncan Welch	4	28.94	36.81	29.06	57.32	25.41	27.28	<b>172.79</b>	
		29.44	1000.00	1000.00	27.32	26.03	25.25		
Geoff May	4							<b>DNF</b>	

-  is wrong route, quickest in class plus 30 secs.  
 is one penalty, plus 10 sec.  
 is test not started

Norman & Sue Redhead thank you all and look forward to seeing you all on Tuesday 17th July.