




TUNBRIDGE WELLS MOTOR CLUB

EVENING AUTOTEST 17/07/2017

Permit Nos. 108312/108313

Driver	Class	1	2	3	4	5	6	TOTAL	Class
Paul Hebden	1	24.71	21.38	50.66	21.06	22.62	51.59	135.71	2nd
		24.25	21.94	23.72	22.75	20.37	24.93		
Kim Chamley	1	31.44	26.81	28.66	25.78	23.63	51.59	151.38	6
		27.75	24.03	25.50	23.37	49.10	27.10		
Alex Peters	1	28.31	22.91	23.12	22.38	19.75	26.87	138.33	3
		27.09	22.00	22.84	23.69	20.94	24.27		
Alan Steadman	1	27.93	24.34	21.47	22.72	21.69	34.69	142.94	4
		27.06	51.07	31.78	21.97	21.47	26.63		
Barney Lower	1	26.78	22.72	22.75	21.81	20.00	23.09	129.90	1st
		24.28	21.72	21.50	21.22	19.47	21.71		
Zach Lower	1	25.69	22.81	22.58	20.56	19.84	22.34	127.02	FTD
		24.66	21.07	20.66	19.94	19.10	21.59		
Llyod Covey	1	28.56	26.50	24.81	25.87	21.32	29.59	149.90	5
		29.84	23.03	41.68	24.63	19.84	29.03		
Alan Sciott	2	27.35	23.72	22.94	23.10	20.53	25.94	140.86	1st
		26.50	22.88	52.94	23.90	22.07	24.91		
Callum Knight	2	29.78	34.15	31.21	27.88	25.94	38.53	166.25	8
		29.25	28.34	27.25	27.09	24.22	30.10		
Alan Brooker	2	35.15	24.40	23.28	23.81	35.37	25.10	141.75	2nd
		29.09	22.00	52.94	21.41	20.87	25.37		
Ethan Brooker	2	60.34	36.35	49.99	26.35	24.32	33.09	166.18	7
		26.94	25.85	32.21	27.62	24.34	30.51		
Charlie Lower	2	27.75	24.28	24.97	22.88	29.63	54.91	172.13	9
		27.69	22.85	23.22	22.34	21.12	54.91		
Edward Bedford	2	29.53	26.50	35.68	24.56	26.58	27.75	150.47	4
		56.50	25.06	24.16	23.16	21.84	26.72		
Josh Silva	2	29.35	26.65	25.57	24.43	23.37	54.91	150.90	5
		38.47	31.56	24.84	22.53	21.00	26.53		
Matt Weeks	2	27.37	28.40	52.94	22.85	21.37	27.28	147.71	3rd
		26.71	25.50	25.71	23.44	21.04	25.90		
David Weeks	2	28.84	52.85	27.10	24.60	24.00	30.53	154.59	6
		28.78	26.41	24.59	24.03	24.19	26.78		
Duncan Welch	3	56.13	50.93	52.66	31.47	26.16	32.19	217.67	8
		49.50	29.97	52.66	28.47	41.62	30.91		
Kevin Lower	3	56.13	26.13	26.63	23.72	23.41	26.65	147.83	3rd
		28.07	24.72	24.59	23.65	22.59	24.21		
Emma Olsen	3	30.72	26.94	24.75	28.57	24.94	29.29	152.93	4
		29.25	24.87	25.37	25.56	22.06	26.44		
Richard Olsen	3	32.91	24.84	23.59	27.91	23.69	31.60	147.97	2nd
		28.44	24.19	22.66	25.46	21.44	25.78		
Chris Penfold	3	26.13	22.16	24.56	23.28	20.38	26.46	139.71	1st
		26.53	20.93	23.78	22.79	20.41	25.70		
Chloe Penfold	3	29.78	25.68	29.07	26.34	25.50	34.25	169.38	7
		30.60	24.97	29.53	28.00	24.97	34.62		
Will Penfold	3	31.91	33.22	29.03	24.25	22.47	31.00	155.30	5
		28.93	23.28	27.15	24.97	24.69	29.22		
James Aylward	3	33.50	25.94	52.66	26.53	23.84	33.09	163.81	6
		30.03	26.50	27.44	27.43	26.97	30.03		

-  is wrong route, quickest in class plus 30 secs.
 is one penalty, plus 10 sec.
 is test not started

Norman & Sue Redhead thank you all and look forward to seeing you all on Tuesday 21st August