

TUNBRIDGE WELLS MOTOR CLUB





EVENING AUTOTEST 21/08/18

Permit Nos. 108811/118812

Driver	Class	1	2	3	4	5	6	TOTAL	Class
John Massey	1	25.28	20.47	21.50	26.68	33.44	30.29	136.05	2nd
		23.87	19.53	19.34	25.12	28.12	20.07		
Paul Hebden	1	24.85	20.90	20.00	26.97	35.34	19.53	143.19	4
		26.28	19.03	19.72	24.72	44.88	24.65		
Kim Chamley	1	27.04	47.57	21.63	29.25	32.00	21.66	151.64	5
		28.10	21.88	22.50	28.15	33.09	20.94		
Alex Peters	1	24.81	19.66	20.50	26.56	28.68	19.15	137.35	3
		23.85	19.18	19.93	27.25	29.09	20.47		
Barry Strong	1	30.69	25.46	22.25	27.53	32.72	21.18	152.63	6
		38.91	20.84	21.53	29.13	32.04	20.00		
Kevin Lower	1	27.41	18.97	18.38	23.28	27.38	18.75	128.44	1st
		22.81	19.38	18.16	23.66	27.56	17.84		
Zach Lower	1	22.28	18.87	19.15	23.09	27.53	18.29	124.76	FTD
		23.34	17.57	18.41	22.85	26.25	17.40		
Duncan Welch	2	29.16	23.41	37.13	29.31	34.56	22.16	161.29	2nd
				22.69					
Tom Carr	2	27.31	23.82	23.16	54.65	34.53	23.28	180.82	5
		26.19	37.56	23.56	54.65	30.85	22.15		
Phillip Hatley	2	29.81	24.44	26.09	30.75	60.56	52.15	167.15	3
		38.62	23.81	42.06	41.38	32.53	24.16		
Craig Cotton	2	54.69	22.62	52.69	42.13	60.56	23.75	170.19	4
		24.69	21.72	23.31	38.50	38.22	52.15		
Mark Edwards	2	26.19	19.68	29.75	28.90	41.32	31.10	148.19	1st
		54.69	19.19	24.31	24.65	30.56	23.29		
Emma Olsen	3	26.85	22.22	24.94	32.10	31.69	23.38	148.97	2
		25.22	21.38	21.25	29.78	30.84	20.50		
Richard Olsen	3	25.91	23.78	24.69	26.78	32.97	31.15	150.22	3
		25.22	20.25	30.88	25.88	28.84	25.34		
Chris Penfold	3	27.60	23.40	21.59	28.22	30.85	19.78	141.07	1st
		24.56	19.50	19.91	27.50	29.94	19.66		
Will Penfold	3	31.66	32.00	21.62	29.56	32.44	21.16	154.18	4
		26.00	26.50	22.03	27.65	33.53	19.97		
Derek Hunnisett	4	25.00	19.19	19.47	23.00	26.66	18.43	126.98	2nd
		22.66	18.63	18.50	23.66	26.13	18.06		
Sam Hunnisett	4	31.97	19.12	19.81	22.12	27.46	18.12	125.93	1st
		22.90	19.06	18.37	22.65	26.07	17.41		
Alan Scott	4	26.37	20.78	22.34	25.97	29.28	20.56	143.26	6
		27.78	20.09	22.34	25.15	28.97	20.34		
Paul Sales	4	23.97	20.35	19.63	26.78	28.59	30.75	129.82	3rd
		23.38	19.47	18.78	23.10	26.72	18.37		
Nathan Sales	4	28.13	21.50	20.00	27.44	30.34	19.94	139.00	5
		24.12	20.50	19.53	25.94	28.97	20.75		
Martin Felgate	4	24.96	22.75	48.37	26.69	46.13	21.81	161.31	9
		52.66	21.69	20.03	26.78	46.13	22.00		
Ethan Felgate	4	32.34	32.53	24.63	29.22	39.50	48.06	175.26	12
		31.72	28.84	23.10	32.56	32.91	29.47		
Leon Gorham	4	38.06	24.29	48.37	38.32	36.07	24.35	167.65	11
		52.66	21.71	19.81	29.25	34.47	34.00		
Emily Knight	4	36.87	28.91	25.75	30.69	50.84	27.72	174.68	13
		40.60	22.35	22.00	28.41	40.90	24.15		
Joshua Styles	4	26.50	21.81	24.18	27.00	32.03	24.59	145.60	7

Sheet1

		25.00	20.82	22.41	25.84	30.53	21.00			
Matt Weeks	4	29.53	21.81	23.66	25.19	46.13	20.06	148.93	8	
		26.96	23.25	23.19	24.22	32.69	24.28			
Ashley Strong	4	30.81	24.31	22.66	32.78	37.97	21.53	165.53	10	
		29.19	34.06	23.04	29.94	48.81	21.46			
Charlie Lower	4	23.35	18.78	29.69	24.12	29.59	18.94	131.78	4th	
		23.78	18.46	19.44	23.25	28.34	18.97			

-  is wrong route, quickest in class plus 30 secs.
-  is two penalties, plus 20 sec.
-  is one penalty, plus 10 sec.
-  is test not started

Norman & Sue Redhead thank you all and look forward to seeing you all on Sunday 9th September 2018.