





TUNBRIDGE WELLS MOTOR CLUB

EVENING AUTOTEST 14/05/2019

Permit Nos. 112929/112930

Driver	Class	1	2	3	4	5	6	TOTAL	Class
Alan Steadman	1	26.79	33.94	24.56	57.66	27.03	21.75	160.93	1st
		40.71	39.87	23.82	27.66	29.15	21.69		
Paul Hebden	1	31.12	40.19	25.03	31.56	29.09	22.12	178.61	3rd
		31.06	39.84	26.06	31.47	29.82	22.97		
Kim Chamley	1	31.25	58.22	27.19	35.68	37.00	26.09	196.03	7th
		34.00	44.19	27.50	33.31	34.00	27.72		
Sue Gibbard	1	34.72	46.06	28.91	35.41	32.10	25.57	198.48	8th
		36.41	45.31	26.03	57.66	31.44	25.69		
Alex Peters	1	42.03	40.84	25.72	32.53	30.57	24.12	183.60	4th
		30.00	42.38	26.81	50.44	30.97	23.94		
John Massey	1	31.72	53.50	53.82	57.66	27.47	23.91	184.37	5th
		31.22	41.43	28.04	32.96	30.72	23.25		
Alistair Sutton	1	35.16	40.15	25.41	31.59	29.81	24.78	177.67	2nd
		31.04	37.69	25.43	30.56	28.19	25.43		
Chris Barnett	1	35.34	53.94	26.47	32.97	31.91	25.53	191.72	6th
		31.94	44.13	28.03	32.50	31.68	25.00		
Barney Lower	2	33.78	38.53	25.87	31.66	31.93	24.00	178.96	1st
		30.41	40.84	27.06	31.21	29.94	23.00		
Chris Pendfold	2	32.75	42.10	28.13	34.72	29.69	24.88	190.48	2nd
		32.91	43.35	26.34	34.94	29.96	25.41		
Chloe Penfold	2	48.10	70.57	35.75	37.29	31.60	30.40	210.13	4th
		37.03	46.56	28.88	36.12	33.03	29.94		
Will Penfold	2	60.41	52.81	27.85	36.82	31.09	35.25	199.85	3rd
		33.91	45.88	27.56	35.22	30.97	26.31		
Jamie Reynolds	3	32.22	40.87	27.28	32.66	32.62	32.53	181.23	8th
		1000.00	38.75	24.29	1000.00	30.25	23.06		
Joe Holder	3	32.15	38.47	26.85	33.28	30.50	23.31	180.71	7th
		56.60	36.97	26.75	32.44	29.09	24.66		
Will Boume	3	32.85	40.28	40.53	35.72	31.75	27.56	208.69	12th
		34.25	1000.00	1000.00	1000.00	1000.00	1000.00		
Nathan Sales	3	30.66	38.22	25.78	29.65	27.07	24.04	173.00	5th
		30.37	37.59	25.38	41.50	27.59	22.94		
David Balderson	3	31.53	35.56	24.82	29.78	27.84	23.75	170.90	4th
		29.22	1000.00	24.75	31.88	1000.00	1000.00		
Emily Knight	3	31.28	39.53	28.00	33.84	29.16	25.41	185.63	10th
		31.31	40.59	26.41	34.10	30.37	37.97		
Kevin Lower	3	29.65	33.47	22.50	28.03	26.56	19.69	159.25	2nd
		29.09	35.59	22.75	28.41	26.47	19.87		
Charlie Lower	3	27.37	43.79	22.35	28.00	26.44	20.06	159.22	1st
		56.60	35.00	22.78	29.00	26.50	20.71		
Martin Felgate	3	32.25	63.09	28.09	57.88	28.84	22.88	183.92	9th
		32.75	41.57	27.19	31.19	29.10	28.22		
Ethan Felgate	3	35.34	39.82	52.35	34.25	31.75	32.25	199.85	11th
		35.47	52.59	30.19	39.53	37.47	28.50		
Steve Rackley	3	30.69	36.82	23.87	30.66	26.66	25.00	173.29	6th
		31.00	63.09	26.62	30.96	30.13	24.59		
Brian Sharpe	3	28.35	47.69	23.07	27.88	24.75	21.62	156.33	FTD
		26.60	33.09	23.16	28.34	25.06	20.94		
Alan Scott	3	28.91	35.06	24.53	30.16	27.28	22.84	168.28	3rd
		30.13	35.78	24.85	50.93	27.66	22.34		
Duncan Welch	4	28.85	33.06	24.15	29.87	26.81	53.66	165.59	1st

		1000.00	37.35	25.57	1000.00	26.00	23.66			
--	--	---------	-------	-------	---------	-------	-------	--	--	--

	is wrong route, quickest in class plus 30 secs.
	is two penalties, plus 20 sec.
	is one penalty, plus 10 sec.
	is test not started

Norman & Sue Redhead thank you all and look forward to seeing you all on Tuesday 18th June.