

TUNBRIDGE WELLS MOTOR CLUB





EVENING AUTOTEST 20/08/19

Permit Nos. 113874/113876

Driver	Class	1	2	3	4	5	6	TOTAL	Class
Paul Hebden	1	46.36	39.65	21.04	40.87	44.94	30.09	207.36	4
		44.64	44.36	18.81	38.17	36.00	31.72		
Kim Chamley	1	47.12	43.81	20.37	39.40	38.25	31.81	219.84	5
		48.67	43.31	20.84	38.98	49.37	33.07		
Sue Gibbard	1	53.17	41.21	20.00	58.47	64.91	60.09	227.81	6
		51.73	57.91	20.75	38.47	38.93	37.47		
Alistair Sutton	1	71.28	39.09	18.34	36.78	34.91	31.09	201.78	3
		42.35	47.90	18.19	37.10	35.06	30.46		
Ben Caple	1	50.87	67.25	18.56	34.78	37.81	30.66	198.87	1st
		41.28	38.12	19.28	40.20	35.47	31.69		
Clive Cooke	1	43.64	37.25	20.09	35.46	36.00	30.59	201.20	2nd
		43.73	37.84	18.75	37.20	35.51	30.66		
Alan Steadman	2	41.35	36.28	18.10	35.47	33.09	30.50	194.50	1st
		45.19	43.63	18.06	37.65	35.31	30.25		
Adam Taylor	2	49.57	46.03	21.56	47.44	41.94	32.38	230.36	5
		71.35	66.28	19.53	41.25	46.69	32.04		
Jamie Reynolds	2	56.50	66.28	19.56	39.48	48.53	60.25	251.36	7
		71.35	57.00	1000.00	1000.00	43.72	35.10		
Emma Olsen	2	52.16	42.51	19.09	39.56	37.73	34.42	223.42	4
		51.31	44.56	21.16	41.19	40.72	33.22		
Richard Olsen	2	52.87	41.43	22.31	48.62	43.95	38.85	237.36	6
		47.37	43.31	21.34	49.71	39.75	45.97		
Chris Penfold	2	44.78	40.26	18.87	36.22	39.81	30.40	204.13	2nd
		41.68	39.61	18.16	36.22	38.06	30.44		
Will Penfold	2	44.72	48.43	20.43	38.28	39.73	33.28	219.22	3rd
		44.03	45.03	21.63	37.31	39.42	33.00		
Mike Greenfield	2	73.92	44.47	27.41	51.20	50.25	38.94	263.08	8
		55.56	1000.00	22.66	1000.00	51.87	1000.00		
Kevin Lower	3	37.90	35.15	16.09	33.15	34.03	27.00	182.52	1st
		37.41	34.84	16.85	34.32	34.09	27.90		
Zach Lower	3	39.81	36.43	17.34	42.84	34.04	27.97	189.60	4
		40.62	35.62	17.03	35.13	34.81	27.97		
Charlie Lower	3	47.75	64.84	17.25	33.87	32.54	27.85	181.78	FTD
		37.78	35.59	16.10	32.26	32.20	28.43		
Chris Judge	3	39.22	36.00	17.66	31.88	33.47	28.88	183.22	3rd
		38.28	35.60	16.84	32.72	32.81	27.81		
Steve Rackley	3	45.06	37.04	20.40	37.59	36.14	57.00	204.86	8
		45.92	64.84	19.40	36.75	37.06	30.47		
Joe Earl	3	51.27	64.84	18.32	44.97	36.02	30.88	212.06	9
		67.63	39.32	20.25	36.66	37.81	30.47		
Toby Groves	3	42.13	64.84	20.13	63.15	36.62	30.75	203.57	6
		43.42	38.96	18.68	36.59	36.46	57.00		
Lloyd Covey	3	43.20	36.72	18.81	33.80	34.72	28.62	194.50	5
		50.01	37.94	17.44	34.70	35.26	28.63		
Brian Sharpe	3	37.63	35.09	17.53	33.56	31.56	27.93	183.05	2nd
		38.07	36.81	17.28	33.90	33.44	28.25		
Alan Scott	3	46.57	38.12	19.03	35.88	37.28	30.41	203.65	7
		43.24	39.87	19.00	37.60	37.25	30.16		
David Weeks	3	52.95	64.84	19.38	39.35	61.56	57.00	212.29	10
		44.43	40.62	19.44	37.68	38.09	32.09		
Matt Weeks	3	46.17	40.03	20.94	40.00	40.98	33.28	217.68	12

Sheet1

		45.86	42.81	19.91	39.16	40.31	32.41		
Ethan Felgate	3	67.63	44.47	25.50	39.66	41.34	46.44	243.73	13
		49.51	41.65	28.75	39.68	40.97	57.00		
Reece Smith	3	54.69	40.06	19.15	38.47	61.56	32.31	215.76	11
		45.06	64.84	19.69	37.59	41.59	32.50		
Duncan Welch	4	38.97	35.90	17.69	33.66	30.81	28.97	186.00	1st
		1000.00	1000.00	17.90	1000.00	60.81	31.87		

-  is wrong route, quickest in class plus 30 secs.
-  is two penalties, plus 20 sec.
-  is one penalty, plus 10 sec.
-  is test not started

Norman & Sue Redhead thank you all and look forward to seeing you all at our final Autotest of 2019, Sunday